2.1 **STUDENT SATISFACTION SURVEY**

2.7.1 Student Satisfaction Survey (SSS) on overall institiounal performance

	Points				
Questions	4	3	2	1	0
Q1. How much of the syllabus was covered in the class?	59%	31%	4%	3%	3%
Q2. The teacher's approach to teaching can best be described as	51%	37%	6%	3%	3%
Q3. The institute take active interest in promoting internship, student exchange, field visit etc for students	65%	28%	4%	3%	0%
Q4. The teaching and mentoring process in the institute facilitates you in cognitive social and emotional growth	51%	35%	8%	3%	3%
Q5. Is the curriculum for the courses designed keeping in mind the practical aspects	46%	35%	8%	5%	6%
Q6. What percentage of teachers use ICT tools such as LCD projector, Multimedia etc. while teaching	51%	33%	9%	4%	3%
Q7. The teachers use student centric methods such as expeiential learning, participative learning etc for enhancing learning experiences	40%	43%	6%	6%	5%
Q8. Efforts are made by the institute to inculcate soft skills, life skills and employability skills to make you ready for the outside world	54%	33%	5%	6%	2%
Q9. Teachers are able to identify your weaknesses and help you to overcome them	55%	34%	5%	3%	3%
Q10. Teachers encourage you to participate in extracurricular activities	52%	32%	9%	4%	3%
Q11. The overall quality of teaching-learning process in your institue is very good	51%	37%	6%	4%	2%
Q12. The fairness of the internal evaluation process by the teachers	55%	31%	5%	5%	4%

2.1 **STUDENT SATISFACTION SURVEY**

2.7.1 Student Satisfaction Survey (SSS) on overall institiounal performance

Q1. How much of the syllabus was covered in t

SCALE	RESPONSES
4 - 85 to 100%	959
3 - 70 to 84%	504
2 - 55 to 69%	64
1 - 30 to 54%	49
0 - Below 30%	49
	1625

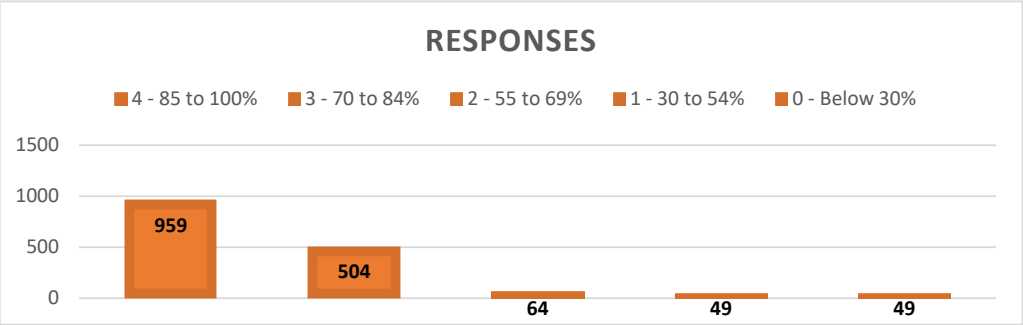

Q2. The teacher's approach to teaching can best be described as

SCALE	RESPONSES
4 - Excellent	829
3 - Very Good	601
2 - Good	97
1 - Fair	49
0 - Poor	49
	1625

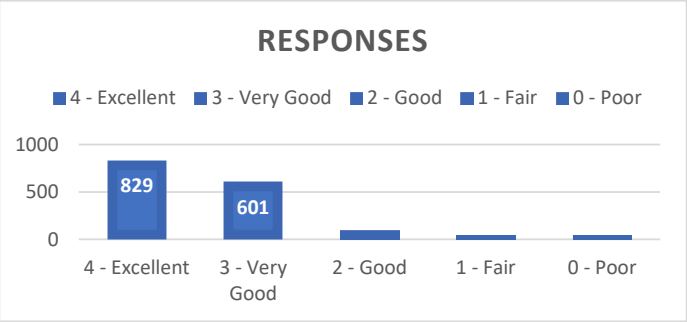

Q3. The institute take active interest in promoting internship, student exchange, field visit etc. for students

SCALE	RESPONSES
4 - Regularly	1056
3 - Often	455
2 - Sometimes	65
1 - Rarely	49
0 - Never	0
	1625

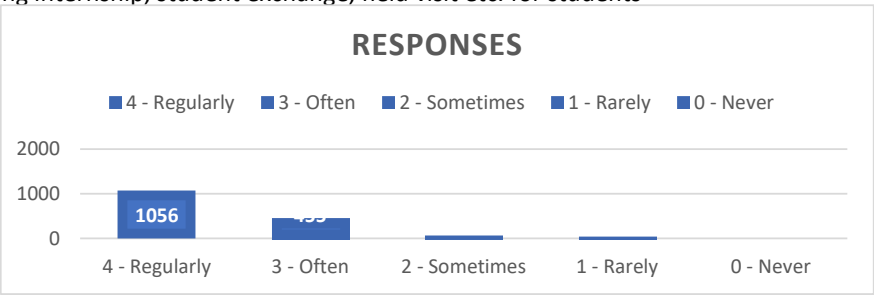

Q4. The teaching and mentoring process in the institute facilitates you in cognitive social and emotional growth

SCALE	RESPONSES
4 - Significantly	829
3 - Very well	569
2 - Moderately	131
1- Marginally	48
0 - Not at all	48
	1625

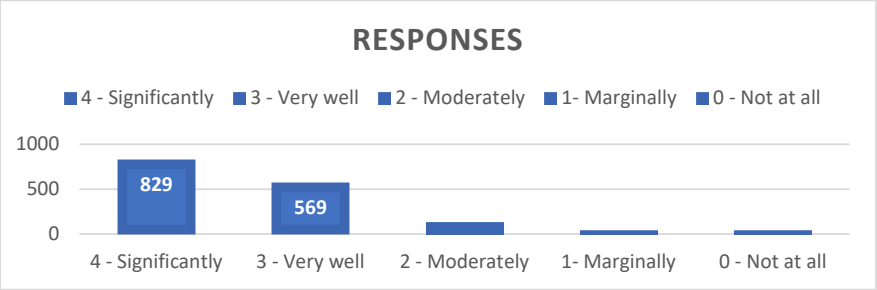

Q5. Is the curriculum for the courses designed keeping in mind the practical aspects

SCALE	RESPONSES
4 - Significantly	747
3 - Very well	569
2 - Moderately	130
1- Marginally	81
0 - Not at all	98
	1625

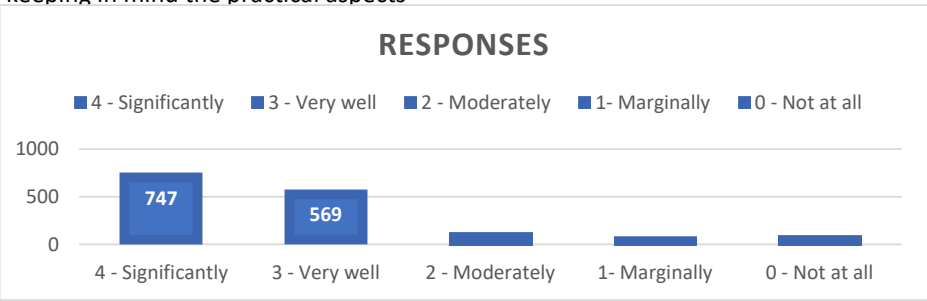

Q6. What percentage of teachers use ICT tools such as LCD projector, Multimedia etc. while teaching

SCALE	RESPONSES
4 - 85 to 100%	829
3 - 70 to 84%	536
2 - 55 to 69%	146
1 - 30 to 54%	65
0 - Below 30%	49
	1625

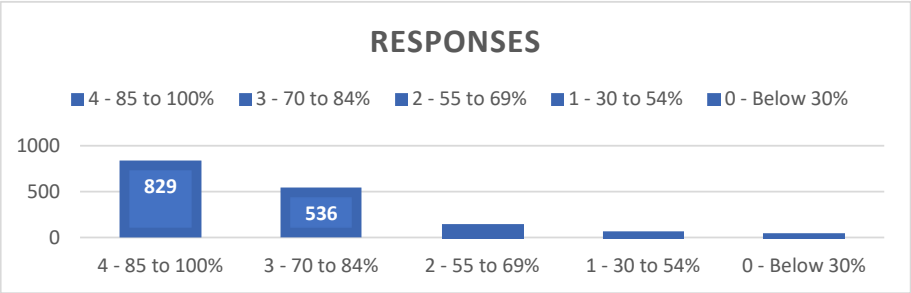

Q7. The teachers use student centric methods such as experiential learning, participative learning etc for enhancing learning experiences

SCALE	RESPONSES
4 - To a great extent	650
3 - Moderate	699
2 - Some what	98
1 - Very little	98
0 - Not at all	80
	1625

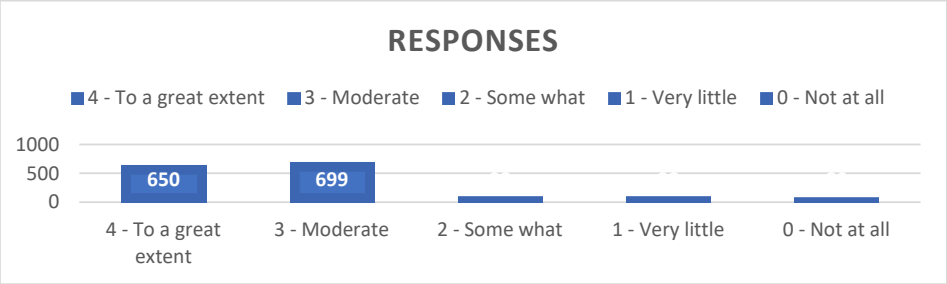

Q8. Efforts are made by the institute to inculcate soft skills, life skills and employability skills to make you ready for the outside world

SCALE	RESPONSES
4 - To a great extent	877
3 - Moderate	536
2 - Some what	81
1 - Very little	98
0 - Not at all	33
	1625

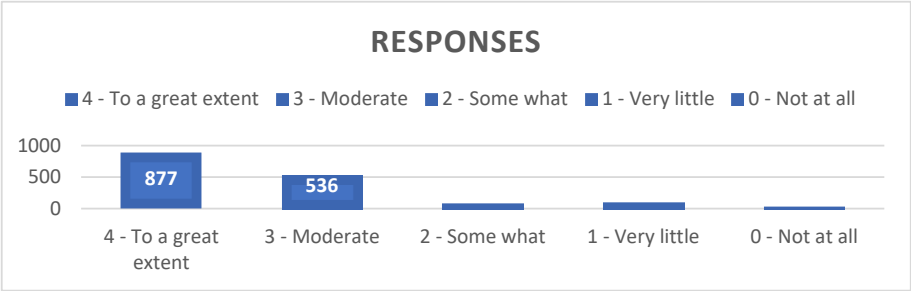

Q9. Teachers are able to identify your weaknesses and help you to overcome them

SCALE	RESPONSES
4 - Every time	894
3 - Usually	552
2 - Occasionally	81
1 - Rarely	49
0 - Never	49
	1625

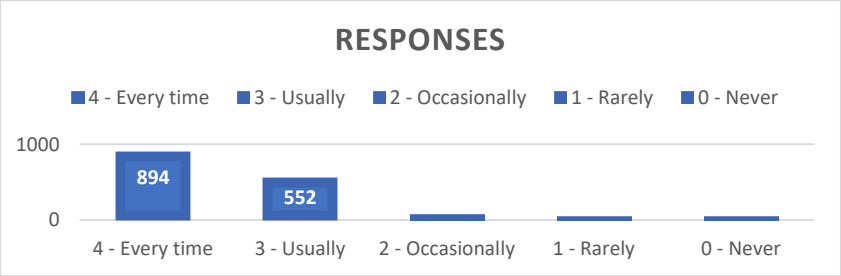

Q10. Teachers encourage you to participate in extracurricular activities

SCALE	RESPONSES
4 - Strongly Agree	845
3 - Agree	520
2 - Neutral	146
1 - Disagree	65
0 - Strongly Disagree	49
	1625

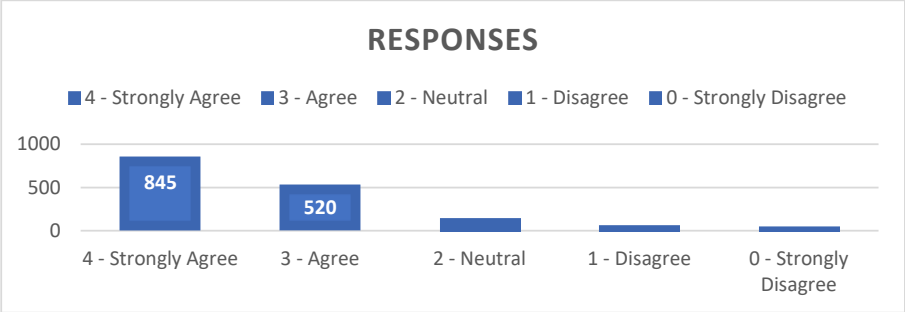

Q11. The overall quality of teaching-learning process in your institue is very good

SCALE	RESPONSES
4 - Strongly Agree	829
3 - Agree	601
2 - Neutral	97
1 - Disagree	65
0 - Strongly Disagree	33
	1625

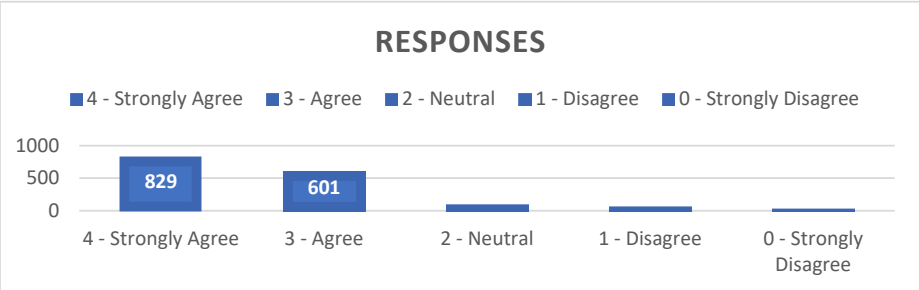

Q12. The fairness of the internal evaluation process by the teachers
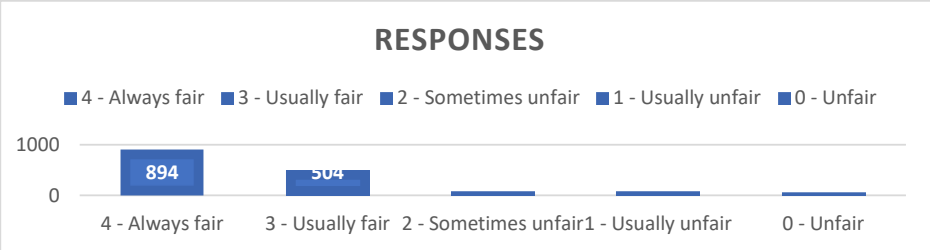
SCALE	RESPONSES
4 - Always fair	894
3 - Usually fair	504
2 - Sometimes unfair	81
1 - Usually unfair	81
0 - Unfair	65
	1625